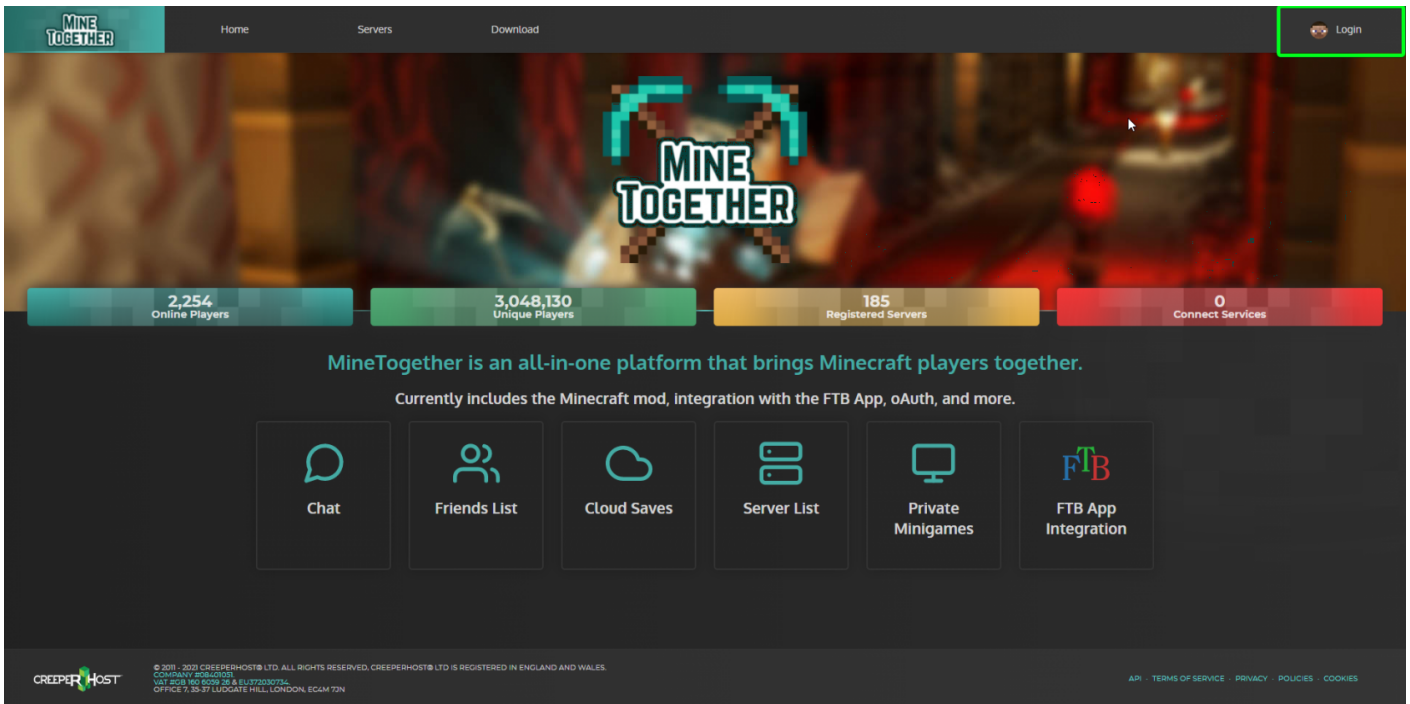



Creating an account

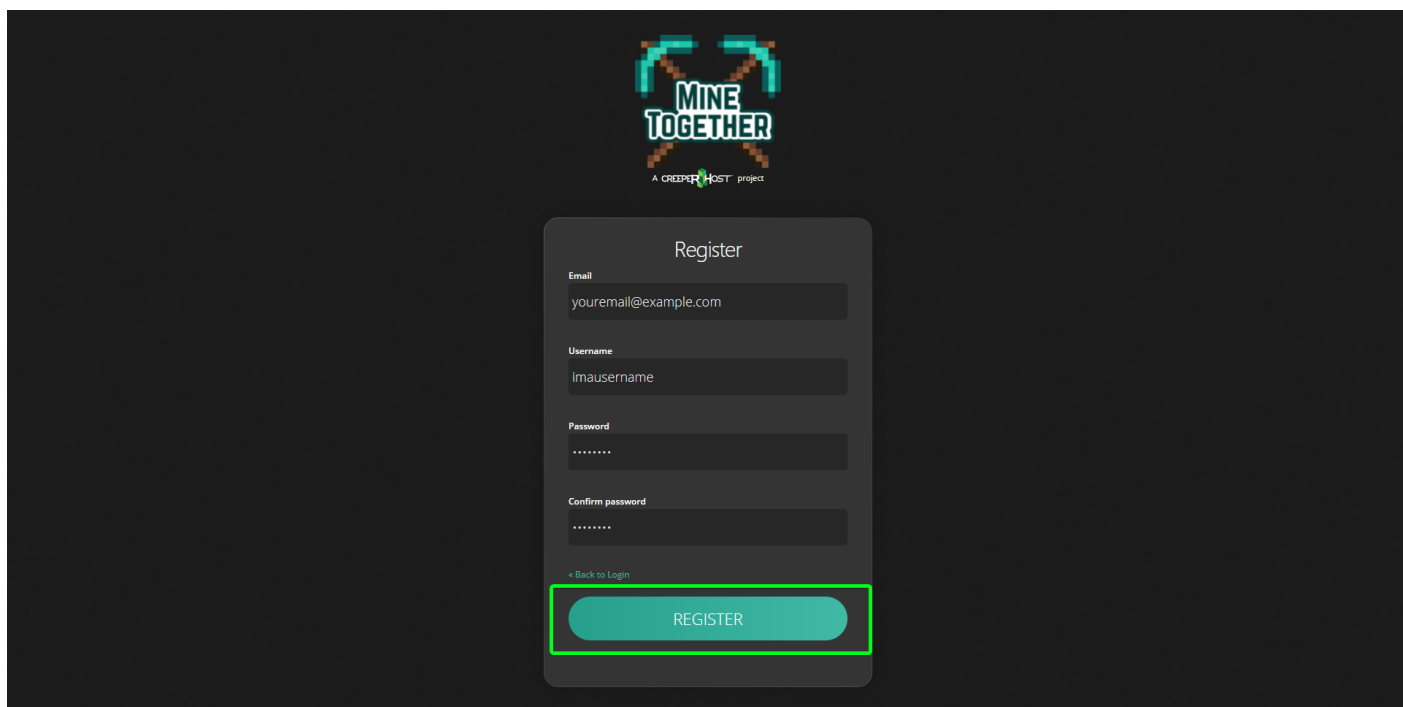
A MineTogether account can be created by going to <https://minetogether.io/> then clicking the Login button in the top right of the page



On the login screen click the Register link (highlighted below) below the login options



Enter your details (email, username, password) then click register. You should now receive an email asking you to verify your email address, after verifying your email address you will be taken to the MineTogether website where you can login and manage your account.



The image shows a registration form for 'MineTogether', which is identified as 'A CREPER HOST project'. The form is titled 'Register' and is set against a dark background. It contains four input fields: 'Email' (with the placeholder 'youremail@example.com'), 'Username' (with the placeholder 'imausername'), 'Password' (with a masked input '.....'), and 'Confirm password' (also masked). Below these fields is a link that says '< Back to Login'. At the bottom of the form is a prominent teal 'REGISTER' button, which is highlighted by a red rectangular border. Above the form, the 'MineTogether' logo is displayed, featuring two crossed pickaxes and the text 'MINE TOGETHER'.

Revision #2

Created 5 August 2021 18:03:33 by Gareth W

Updated 10 December 2022 15:27:47 by Gareth W